

Capital City Scribes

# Capital Letter

May 2010

Austin, Texas

## Capital City Scribes General Meeting

Tuesday, May 11<sup>th</sup> 6:30 pm to 9 pm  
Red Bud Center, Room 108N

### Suminagashi

If you look up this word on “Wikipedia” you find that it means **Japanese Paper Marbling**. Jinji Willingham, from the Austin Book Workers Guild, will be guiding us through the simple process of how to make these special papers which you can use in conjunction with some of your calligraphy projects such as using them as backgrounds, collage, card making and much more. It can also be used in the bookmaking process as endpapers. We won’t be able to get into too much detail with color, considering the time constraints of the meeting, but Jinji will show the basics to us. With minimal supplies and a lot of patience and creativity, you will soon know how to marble paper.



For additional information and map to the meeting site, please refer to our website, [www.ccscribes.com](http://www.ccscribes.com)

# May General Meeting is on Tuesday the 11th

Location: Red Bud Center, Room 108N, lower level (elevator available if needed)

## Calendar at a glance

### General Meeting Tuesday, May 11th

Red Bud Center, Room 108N  
3601 Lake Austin Blvd

*Free parking in lot*

6:30 pm Refreshments and Social  
7-9 pm Meeting and Program

**Be on Time!!!!!!**  
**Doors open at 6 pm**  
**Doors will lock at 7 pm**

Wednesday, May 5.....Board Meeting

**Tuesday, May 11.....General Meeting**

Wednesday, May 19.....Study Group


TBA.....Paste Paper Techniques  
Workshop, **Mini**

October 28-31.....Ewan Clayton  
Workshop, **Major**

## 2010 BOARD OF DIRECTORS

Austin prefix is (512)

President:	Trish Taylor	trish@ccscribes.com	251-9545 577-9526 (c)
Vice President:	Teri Gaus	terigauss@gmail.com	921-6554
Treasurer:	Amy Lear	amy_lear@sbcglobal.net	291-8684
Recording Secretary:	Kate Nicholson	texasK80@yahoo.com	653-2376
Corresponding Secy:	Alison Hanks	whanks@austin.rr.com	479-6266
Workshops: Major	Sharon Zeugin Pat Price	sharonzeugin@gmail.com patprice@sbcglobal.net	458-5496 327-0181
Mini	Heather Kruger	hekruger@gmail.com	373-3353
Membership:	Sandy Odom	Sandyodom@austin.rr.com	282-1784
Library:	Teri Gaus	terigauss@gmail.com	921-6554
Website/Email Distrib:	Trish Taylor	trish@ccscribes.com	251-9545
Newsletter:	Linda Stiefler	lkscd@austin.rr.com	261-5761
NES (Newbies):	Gabi Glass	gabriela.glass@gmail.com	618-1601
Study Group	Sandy Odom	Sandyodom@austin.rr.com	282-1784
Exhibits:	Holly Zeiner	holly.zeiner@austin.rr.com	487-5457
Pen Pals	Pat Price	patprice@sbcglobal.net	327-0181
Publicity:	(Position open)		



A non-profit organization dedicated to sharing in the appreciation of, and providing education in, the art of calligraphy.

Fostering both community and personal growth through the art of beautiful writing, CCS is open to all who believe in its purpose.

P.O. Box 5427  
Austin, Texas 78763  
www.ccscribes.com

**Annual dues: \$25**

**Monthly General Meeting dates** have changed due to availability. Please see page 10 for details, on February through December, 2010.

6:30 pm Refreshment and social  
7-9 pm Meeting and Program

**Study Group** meets on the third Wednesday of each month year around. 1:15 pm to 3:30 pm

**Newsletter articles for the next issue are due to Linda Stiefler by the second Friday after the General Meeting.**

May 2010

# President's Pen



My, how this year has flown by! I can't believe I have served a whole year already as your president. Looking back over the year, if you have been involved at all, it has been one incredibly educational and fun one. We started in the fall with your mutually talented peers revealing their creations that were made over the summer. Then, in October, Jerome Collins came from our sister guild (Austin Book workers) to show us how to make a simply sewn and structured booklet. We were enlightened on what goes on at some of the conferences through Sandy and Loretta's slideshow from their wonderful experience at IAMPETH and then serenaded through the calligraphic world of genealogy with Patrick Lafferty. Kate Bergquist was our "Member to Highlight" with her extensive retrospective of photographs spanning 50 years. Boy, do we have some longevity and passion in this guild! February brought a special guest speaker, Peter Chung and his entourage, to enlighten us on Chinese Brush lettering which everyone "oohed and ahhed" about. March and April we were able to try our hand at all different kinds of tools in "Getting a Little Edgy" as well as learn the technique of POP UP cards with Paula Webb. We are winding down the year till we take a little hiatus for the summer, but we have one more intriguing bit of FUN STUFF to impart at the May meeting with Jinji Willingham. If you haven't seen or tried Suminagashi, you're in for an awakening. Those are just some of the general meetings curriculum. Those of you who were lucky enough to attend any of the great workshops that we offered learned creative envelope and card techniques, studied with the GREAT Denis Brown from Ireland and added to your treasure trove of drawing skills with Kristen Doty. Study group goers were also educated with Sandy's Mandala's and Zentangles with Paula. I guess what I am trying to show is that we are a very active and educational guild who has passion for their newbies as well as some of the seasoned members who continue to come to our meetings and workshops with as much enthusiasm as when our guild began over 25 years ago. Have a happy summer and don't forget to STAY creative...even if it is just once a month! Our "Cards for Community" will continue in the fall so think about doing just one card a month to bring with you to the meetings in the fall. Holly has listed the organizations that we will be donating our cards and talents to.

Happy Lettering!

*Trish*

---

## **"Perpetual Remembrance CALENDARS"**

**Tell your friends! Still available!** The perfect gift for the person who has EVERYTHING. They certainly will appreciate a hand made, hand colored, calligraphed perpetual calendar.

To make it even more personal... WRITE IN your calligraphy the birthdays or anniversaries you know they won't want to forget before giving it to them. Both hand-colored and non-colored (for you to add your own creative touch) are still for sale (\$8./\$10). Check out our website, [www.ccscribes.com](http://www.ccscribes.com) for details

# Capital City Scribes is pleased to announce the following upcoming Workshops


## Ewan Clayton

October 28-31, 2010

Ewan will teach two courses over a four-day period: **Uncial** and **A study workshop on the lettering and working methods of David Jones**.

For more information on the work of David Jones, you can follow this link to a series of articles as well as visual samples. <http://www.flashpointmag.com/>

Ewan Clayton lives in the UK in Brighton, Sussex, where he runs his own calligraphy studio. He is Professor in Design at the University of Sunderland.



For sixteen years he also worked as a consultant to the Xerox Palo Alto Research Centre with an interest in new technology and quality of life issues. Growing up near Ditchling, Sussex, he and two earlier generations of his family worked in a guild of craftsmen founded by Eric Gill. Ewan has exhibited work widely in the UK, Europe, North America and Asia. In 2009 he established the Foundation Degree in Calligraphy and Design run by Sunderland University in Kensington Palace, London. His book *The Written Letter: a History of Writing* will be published in the fall 2011

## Yves Leterme

February 2011 (most likely 4,5 6 &7th)

Yves will teach two courses over a four day period:

Gestural Writing and Drawn Capitals and Modern Versals.

Yves Leterme is by profession a teacher of Latin and Greek. Initiated into calligraphy in 1991, he soon became a student of Brody Neuenschwander, who influenced his vision of contemporary calligraphy. He has devoted a lot of time developing his gestural style, for which he is now internationally known.



Cofounder, coach and chief master of the Whitespace-system, a school for contemporary calligraphy in Flanders, Yves also does artwork for commission, and produces personal work for exhibition. Yves travels worldwide to teach his specific approach to lettering and calligraphy.

Visit his website <http://www.yleterme.be>

**Georgia Deaver**--Spring 2011, topic to be announced.

# PASTE PAPER

## *Check for new date!*

**Date:** TBA

**Time:** 9:00am - 4:30pm

**Location:** Grace Covenant Church (183 and 360)

**Cost:** \$35

**Maximum 12 participants**

Paste paper was used as both cover and end paper for books from the late 1500's through the early 1800's in Europe. Since it was easier to create than marbled paper, it was used in less important books such as pamphlets, almanacs, and textbooks. Paste paper patterns were made in many ways including combing, splattering, and stippling. Both Paul Klee and Walter Beck used "tempera and starch paper" for their artwork. Calligraphers and bookbinders widely use paste paper because of its color, beauty, and flat textures.

The process of making paste paper consists of mixing pigments with a flour and water base, then applying it to paper. Often, a first coat of light or bright color is put on with a brush or sponge brush. Once the first coat is dry, a second layer of darker paint is wiped on top. All sorts of pattern making tools are used to remove some of the still wet darker topcoat to create a pattern that shows the first layer of color. Some tools, such as old credit cards and ice scrapers, remove paint in a way to give a three dimensional appearance to the marks.


Pattern making tools can be as simple as popsicle sticks or as inventive as a cocktail shaker strainer. Imagine the marks that can be made with cake decorating tools, natural sponges, screen wire, Saran Wrap, clay modeling tools, simple rubber stamps, or a wood-graining tool.

Other techniques are using an offset or "one off" process by placing a blank sheet of paper over one wet with paste and then pulling them apart, or creating a Rorschach design by folding the paper on itself, then unfolding it. Masking with templates, stencils, or torn paper gives another look. Under-painting paper with oil pastels, crayons, or Prismacolor colored pencils creates resists. Paper can be "bruised" by placing string or a shape cut in tag board underneath. This shape will appear subtly once the paper is painted. Bruising can also be accomplished by crumpling wet paper before smoothing it out and painting it.

Some of the final touches are splattering, using spray webbing, collaging, or adding pastels, colored pencil, or lettering to your paper. Should you be unhappy with your creation, you can begin again by putting paste paper all over the sheet.

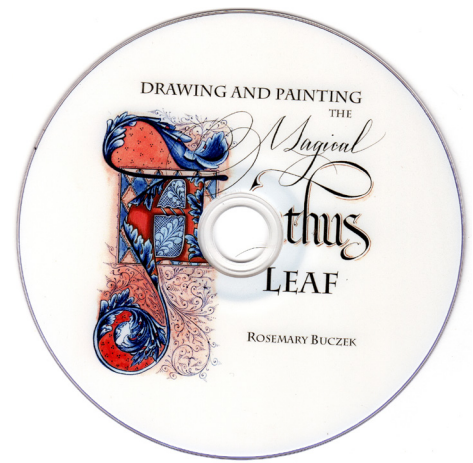
*Pat Price*

May 2010



# MAY STUDY GROUP

Third Wednesday Study Group  
May 19 --- 1:15 to 3:30  
North Village Branch Library  
2505 Steck Avenue



## POSTPONED LAST MONTH -

- ◊Trish Taylor will be showing the Rosemary Buczek video "Drawing and Painting the Magical Acanthus Leaf"
- ◊Please join us to watch this amazing video and learn to draw and paint acanthus leaves.
- ◊The supply list will be sent out soon.

## LUNCH - 11:30

We will be meeting for lunch before study group at Torchy's Tacos  
4211 Spicewood Springs Road

Trish Taylor

Every member is welcome to join our eclectic and creative group that meets year round.

If you have any questions please contact: [sandyodom@austin.rr.com](mailto:sandyodom@austin.rr.com)



## Birthdays

*Happy May Birthday to the following CCS members:*

Leslie Winakur	05-02
Mary Ann Emerson	05-06
Eve trester-Wilson	05-21
Sara Malek Barney	05-24
Trish Taylor	05-26
Paula Webb	05-31

*Make someone's day.....send a card!*

## New Member Profile



What newbie **Nancy Regent Shields** lacks in penmanship she makes up with passion. Or so she says.

Weekly lessons with Sharon Zeugin and hours of practice hope to have her on the road to accomplishing a life goal: mastering italic by year's end. Nancy's first workshop was with Denis Brown in September. Fearing that she had jumped into the deep end of the pool by mistake, she stepped into the classes with the master trepidatiously. "I knew nothing when I entered the class and left so inspired."

Nancy discovered the guild last summer when she happened upon an event at Laguna Gloria. "I'm still in shock that I've found my people," she says. I believe you attract things into your life when they are meant to be and I was at a juncture in my life when I could really focus and commit."

The love of being with people who are passionate about paper and ink inspires Nancy. "I have walked into a wonderful new world (for me) of artists with so much talent that it blows me away," she says. "On top of that, a group that is beyond helpful and encourages you to succeed."

Nancy's newfound interest is far from the 30 plus years of her recent career. She is a former TV journalist, a newspaper reporter and editor, and one of the developers of Austin360 when it was first founded. She was an executive at a number of high-tech start-ups in Austin and Chicago such as garden.com, cars.com and Hoovers, Inc. She was named one of the outstanding women leaders in Texas in 2004 as part of Leadership Texas and has more than a dozen

journalism awards to her credit.

Nancy moved back to Austin in 2005 to marry Brad Shields and accepted a job with the Greater Austin Chamber of Commerce where she was SVP of Investor Relations.

Nancy is a native of Lafayette, Louisiana, and is a huge LSU Tiger fan. Her daughter, Renee Regen, recently graduated from LSU and works for Louisiana Gov. Bobby Jindal. When not practicing calligraphy or creating envelopes, Nancy is an avid workout fanatic, loves to run, takes Zumba classes and is passionate about gardening.

Her favorite quote? "Aim at nothing and you hit it every time." (As she interprets: "I love to set goals and accomplish them! No doubt, I'm a Type A!")

Joining the guild has been a highlight for Nancy. As she says "Going to the mailbox has never been more fun!"

---

## Cards For Community

**Creating a card doesn't have to be that difficult... consider this:**

Not everything we all make has to be a masterpiece (oh the pressure, right?!). Quick cards still show your personal style while not breaking the time bank.

Keep it simple!!

Make two or three cards at once... it's ok if they are the same, or similar. THEY will not be going to the same person, so your creativity level can be duplicated once you've done the lettering and chosen the layout. The HARD part is over for you.

This also can apply to the envelope exchange within the guild. We will not be having a display, necessarily, like we did with the Round Robin. It will be voluntary in December. Everyone can have the same envelope, if you like.

**Please do not be shy - share with us what you have created!**

No matter what your level of calligraphic or artistic skill, **YOU CAN BE A SOURCE OF INSPIRATION TO OTHERS!!!**

# Summer Class Offering

(private classes, not sponsored by Capital City Scribes)

## Dee Day Copperplate Class

Hi All,

I am looking forward to having all of you in a four month copperplate class!

Even though the entire class is 12 hours total.....the reasoning behind teaching it in segments is to give each of you plenty of time to practice in between before moving forward to the next thing. It has also been my experience in observing the students in many classes is that the optimum time for learning and actually writing with any degree of focus is around 3 hours. Consequently, we will be having a 3 hour session each month for four months. The time and dates are as follows:

**June 6.....Sunday afternoon from 2:00 - 5:00**

**July 11.....Sunday afternoon from 2:00 - 5:00 (1st Sunday is July 4th)**

**August 1....Sunday afternoon from 2:00-5:00**

**September 5.....Sunday afternoon from 2:00 - 5:00**

All of the classes will be held at **Hill Country Bible Church NW (Worship Suite).**

(Directions will be sent the week of the first class.....but just so you know it is off of 620 close to 183)

The cost of the class is **\$150.00 for new students.**

The cost of the class is **\$75.00 for repeat students.**

**Please call Dee Day 577-3339** for sign-up and payment method

### Supplies:

Bienfang Graphics 360 (100% Rag Translucent Marker Paper) 11 x 14 size  
OR.....Canson Pro Layout Marker 11 x 14 (**Choose one kind...no need for both**)  
(available at Jerry's Artarama)

One Paper & Ink Arts Adjustable Oblique Holder....Order No **PIAOBL** from  
**Paper & Ink Books** (Your holder needs the kind with a screw in the flange.....\$39.95)

We will be using **Leonardt EF Principal Nibs....also available from Paper & Ink Books** (\$2.00 ea)

We will be using **Moon Palace Sumi Ink.** (6.50 oz. - \$12.95) ....**Paper & Ink Books**

[www.paperinkarts.com](http://www.paperinkarts.com), 1-800-736-7772

I will be supplying pencils (that's what we start with).....sandpaper for sharpening.....1 nib.....grid ruler for new students and a syllabus.

---

## Please Note:

Change of address for **Barb LeGault:**

Barb LeGault

605 Central Ave

Buffalo MN 55313

# Future Meetings Information

## ★ IMPORTANT INFORMATION ★

**Date changes, please note for your calendar:** (Since we will be meeting on several different evenings this year, we HOPE to see some of our members that were not able to make it on our previous meeting nights!)

11 May ..... 2nd Tues.  
**7 Sept ..... 1st Tues.**  
 12 Oct ..... 2nd Tues.  
 9 Nov ..... 2nd Tues.  
 14 Dec ..... 2nd Tues.

**Print this page.** ↑ Cut this out and place on fridge so you don't forget!

## Capital City Scribes

### PROGRAMS & TEAMS

<p>September 10  <b>Secret Scribes, Social and Future Conference Information</b>            Abbey Hutchison, Teri Gaus, Brian Mantz, Anita Davis</p>	<p>October 14 WEDNESDAY  <b>Austin Bookworkers Making a small booklet</b>            Alison Hanks, Mary Ann Emerson, Teresa Bemis, Jennifer Smiley, Bailey Amon</p>	<p>November 12  <b>IAMPETH –Pointed Pen Conference Report</b>            Sandy Odom, Loretta Gordon, Kate Bergquist, Barbara Whitehead, Holly Zeiner</p>
<p>December 10  <b>Family Trees with Pat Lafferty</b>            Gabi Glass, Amy Lear, Patrick Lafferty, Emily Johnson, Nancy Shields</p>	<p><b>TUESDAY January 12</b>  <b>Retrospective &amp; Silent Auction</b>            Barb LeGault, Connie Duncan, Charlie Taliaferro, Marina Braverman, Kate Nicholson</p>	<p><b>THURSDAY February 11</b>  <b>Asian Brush Calligraphy</b>            Heather Kruger, Linda Stiefler, EJ Brown, Lori Raspberry, Nancy Davis</p>
<p><b>TUESDAY March 9</b>  <b>Round Robin--Hands on--Demos</b>            Louis Koiner, Pat Price, Donna Sorensen, Jennifer Phillips, Sara Malek</p>	<p><b>TUESDAY April 6</b>  <b>Thank You Pop Up Card with Paula</b>            Liz Hamel, Sue Costa, Paula Webb, Dana Leidig, Sharon Zeugin</p>	<p><b>TUESDAY May 11</b>  <b>Suminagashi with Jinji</b>            Trish Taylor, Karon McAlpine, Kathy Griffin, Karen Phillips, Eve Trester-Wilson</p>

### WORKSHOP OPPORTUNITIES

TBA (mini workshop—1 day), **Paste Paper Techniques** W/Pat Price & Trish Taylor (mini)

Oct. 28-31 (2 Major 2-day Workshops), **Uncial** and **The lettering and working methods of David Jones** - Ewan Clayton